

Butterfly word cards

This resource consists of a set of 40 butterfly-related words in three different formats to allow for printing choice.



An additional page of four blank cards is included in each set to allow for the addition of your own words.

Suggestions for use

Reference:

- Create a butterfly word wall
- Add as labels to a butterfly display
- Make available for children to access when writing about butterflies
- Discuss spelling of plural words
- Print smaller sets; for example, 4 pages on one A4 sheet; for each child to make a butterfly word book

Activities:

Alphabet activities – have children work in pairs to arrange the words in alphabetical order.

Arranging work pairs – print two copies of enough cards to distribute one to each child in the class. Children with the same word find each other, then work together to complete the allocated activity.

Word find – children write as many words as they can using the letters from some of the longer words; for example, butterfly: butter, fly, but, by, tub, rub; caterpillar, metamorphosis, antennae, exoskeleton.

Syllabification – identify and discuss the number of syllables in each word. Show how to break longer words into syllables to aid reading. Remember: Each syllable contains a vowel. We generally (but not always) break between two consonants, or between a vowel and a consonant ; for example, but-ter-fly; ca-ter-pil-lar; me-ta-mor-pho-sis; chrys-a-lis; pu-pa; in-sect.

Compound words – discuss words that are made up of two smaller words; for example, butterfly.

Explain me – Give children a word card and ask them to explain it. This can be done orally to the group, or as a written activity in literacy groups.

What am I? – Give a child a word card which the other children cannot see. Children have to guess what is on the card by asking questions. Questions can be answered only by yes or no. The child who correctly guesses takes the next turn.

Find me – Give children a word card and a page of text or a book and see how quickly they can find the word. (Helps to develop skim reading.)



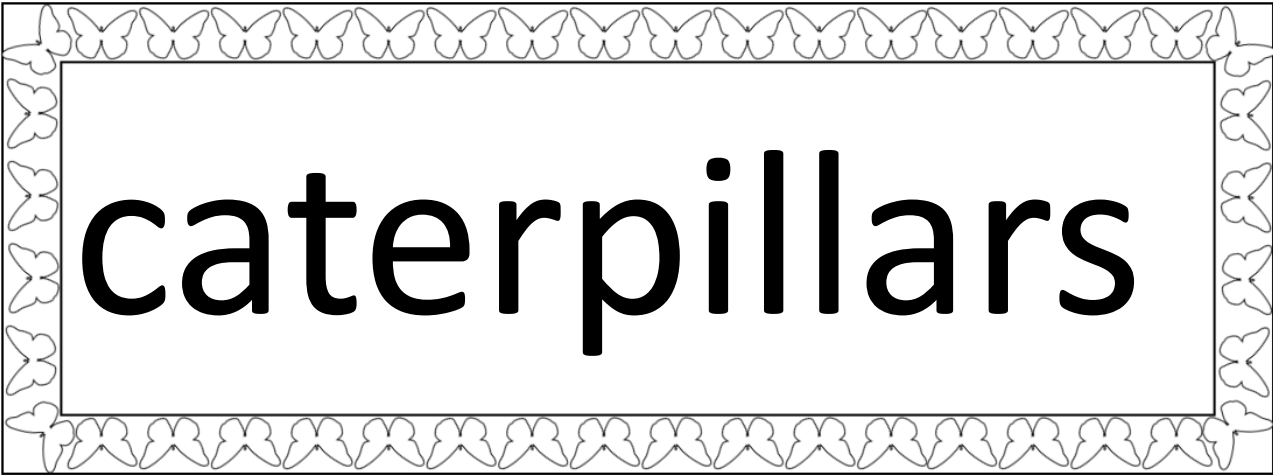
butterfly



butterflies



caterpillar



caterpillars



pupa



pupae



chrysalis



chrysalises



egg




eggs



frass



legs



prolegs



spiracles



head



thorax



abdomen



wings



antenna



antennae



instar



moult



imago



emerge



larva



larvae



transform



diet



hatch



moult



metamorphosis



leaves



proboscis



nectar



compound eyes



exoskeleton



adult







ocellus



ocellii



insect



A decorative border featuring a repeating pattern of blue butterflies with orange and black markings, set against a light yellow background. The border frames the text in each section.

butterfly

butterflies

caterpillar

caterpillars



pupa

pupae

chrysalis

chrysalises



egg

eggs

frass

legs



prolegs

spiracles

head

thorax



abdomen

wings

antenna

antennae



instar

moult

imago

emerge



larva

larvae

transform

diet



hatch

moult

metamorphosis

leaves

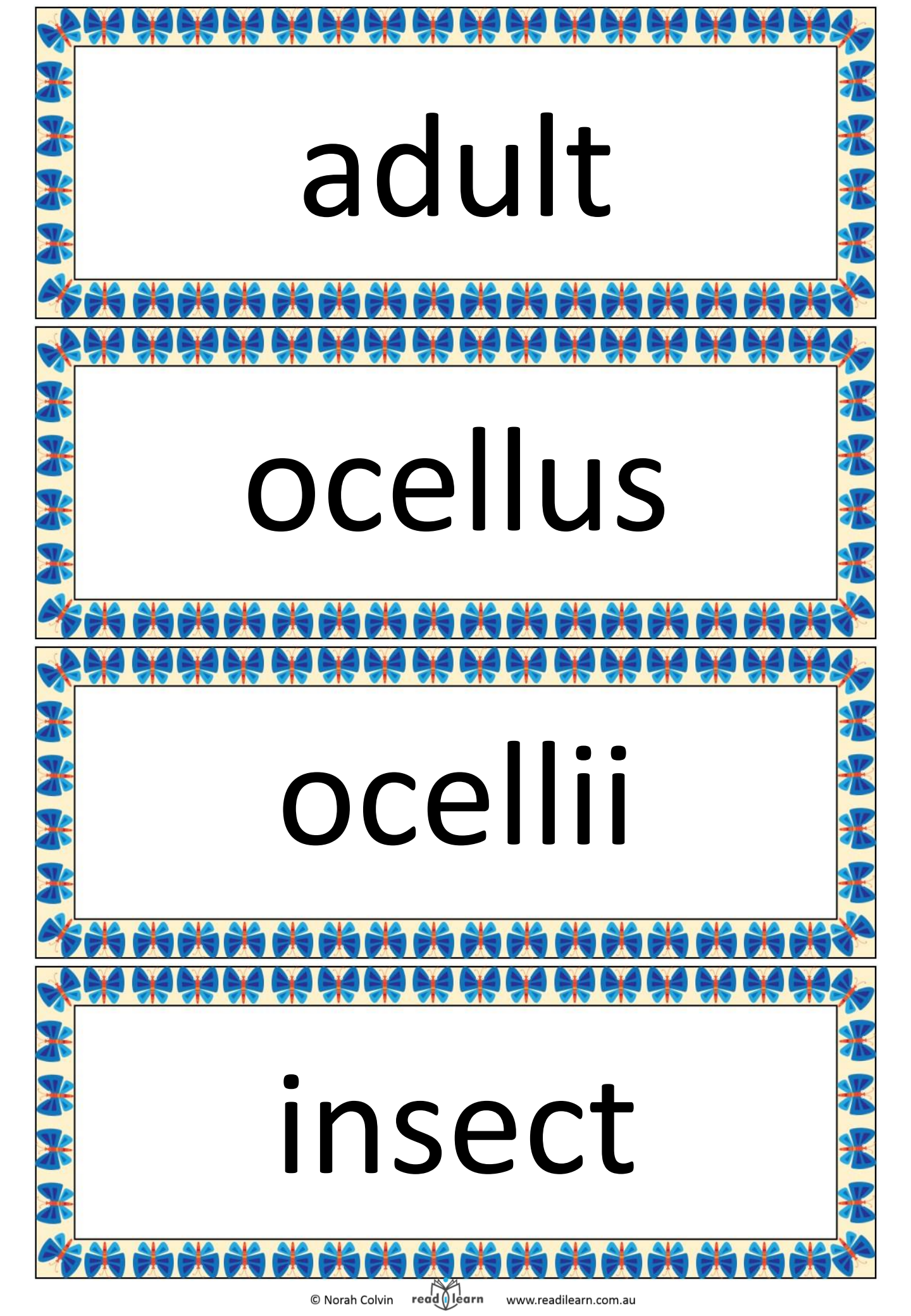


proboscis

nectar

compound eyes

exoskeleton





A decorative border featuring a repeating pattern of blue butterflies with orange and black markings, set against a light yellow background. The border frames the text in each section.

adult

ocellus

ocellii

insect





butterfly

butterflies

caterpillar

caterpillars



pupa

pupae

chrysalis

chrysalises

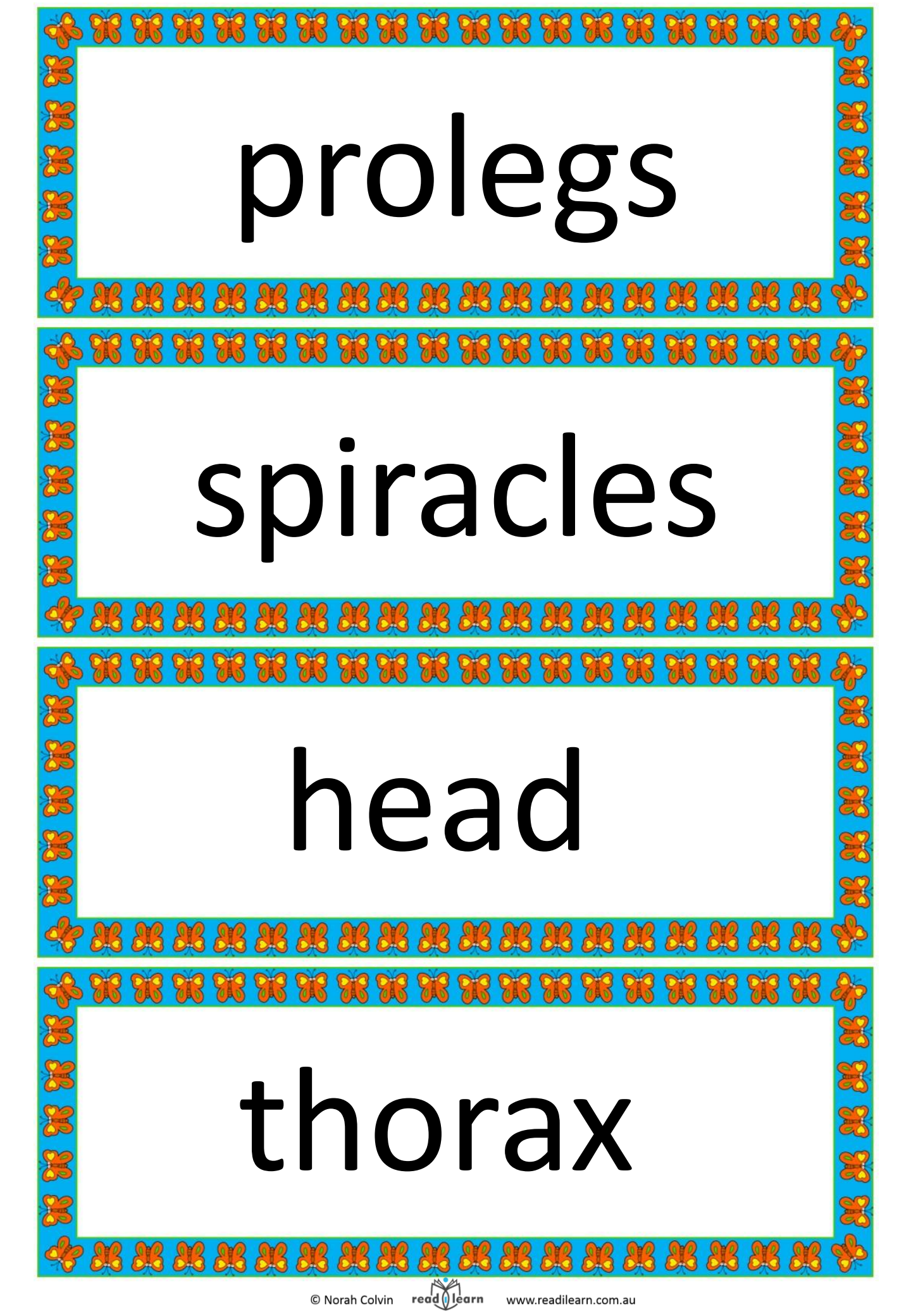


egg

eggs

frass

legs



prolegs

spiracles

head

thorax



abdomen

wings

antenna

antennae



instar

moult

imago

emerge



larva

larvae

transform

diet



hatch

moult

metamorphosis

leaves



proboscis

nectar

compound eyes

exoskeleton



adult

ocellus

ocellii

insect

