

## Bullfrog's Billabong – Days of the week

### Suggestions for use:

This resource supports use of the story *Bullfrog's Billabong*, which is available both as an estory and as a covered cloze activity.

It consists of **three sets of cards**:

- a large colourful set for whole class work or display
- a set in colour for individual or group work
- a set in black and white.

Use the resource when **teaching or revising the days of the week**.

Print, cut out and laminate the set of cards you wish to use.

Use them for:

- teaching and ordering the days of week
- prompting retellings of the story
- displaying as a reference for writing the days of the week
- practice in maths groups.

Here's a suggestion that may be used for **allocating children to groups**, or as a simple **fun activity** that reinforces reading and sequencing the days of the week:

**Preparation:** You need enough black and white sets for each child to receive a card. You might need three or four different sets for your class. Print each set on a different coloured card.

Paste the sets onto a backing of white paper (to hide the colour when children select a card).


Cut and laminate the cards.

- Distribute the cards.
- When everyone has a card, children form groups of the same colour and line up in order.
- Use the "Team manager" cards when you have more children than required for each day of the week. Team managers can help organise their team. If there are not enough team managers for each group, the managers could oversee and check the correctness of all teams.
- This activity works well just before lunch with the first team finished, the first to be released!
- As an additional challenge, ask the children to organise themselves without talking!




# Sunday


# Monday




# Tuesday




# Wednesday



# Thursday



Friday



Saturday



Place the days of the week in order.

Sunday




Monday



Tuesday



# Wednesday



# Thursday



# Friday




# Saturday




# Team Manager

## Sunday




## Monday




## Tuesday




# Wednesday



# Thursday



# Friday



# Saturday

