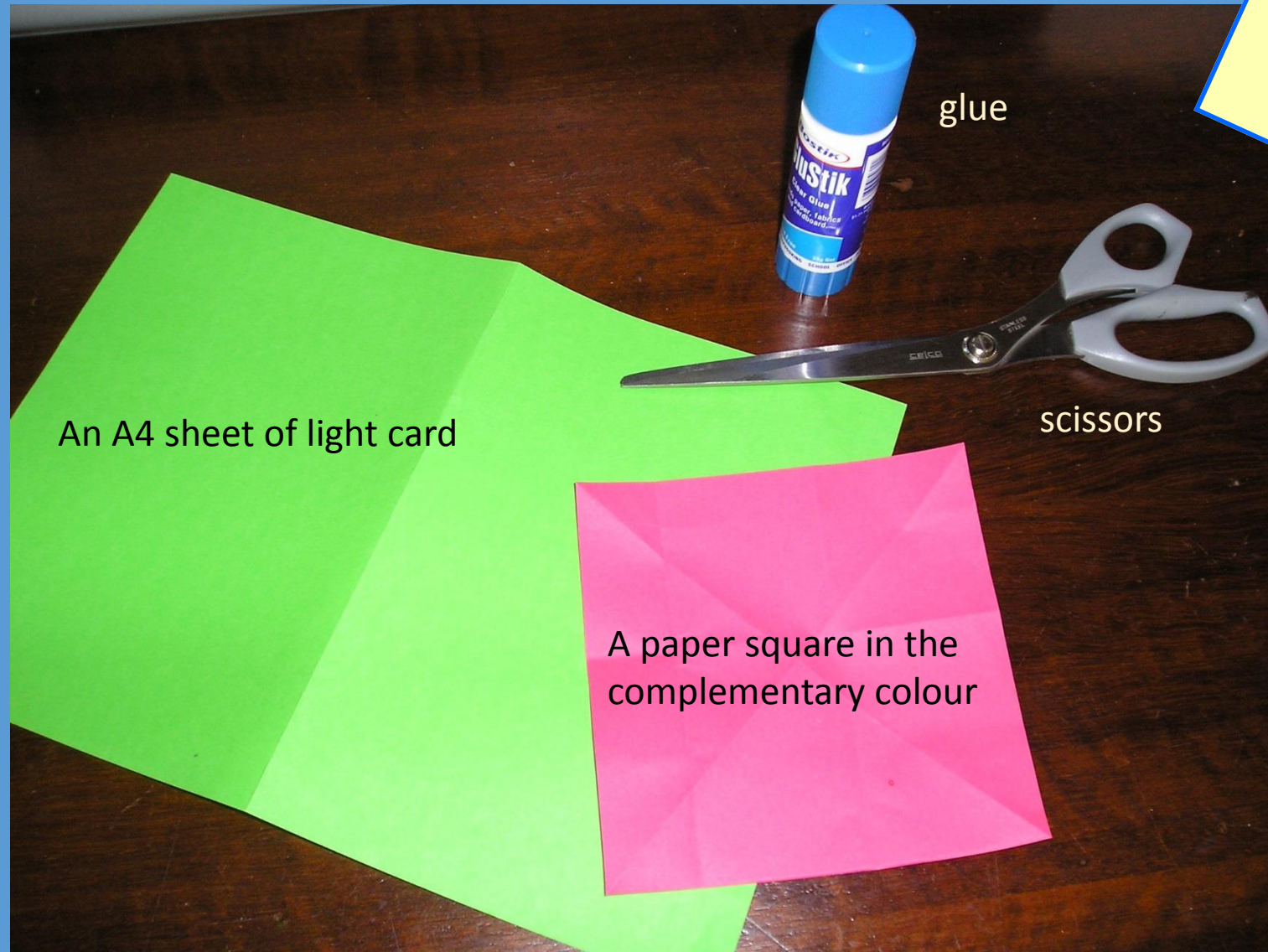


Make a cover for your book

Use **complementary** colours to make a cover for a book complimenting Dad on Father's Day.



Things you need:



An A4 sheet of light card


glue

scissors


A paper square in the complementary colour

complementary colours:
red and green
yellow and purple
blue and orange


1. Fold the card in half and set it aside.




2. *Fold the paper in half to make a triangle.*




Then in half again.




Then in half again.



3. *Cut small pieces from the folded edges of the triangle.
(Avoid cutting the unfolded edges.)*



4. *Open the square.*



5. *Paste the square onto the front of the card.*



6. Use the cut-out pieces to create a pattern at the top of the cover.



7. Write the title of the book and your name.



8. Fill the cover with the pages of your book and staple together. Read and enjoy.

This cover can be made and used to cover any book.

My class make it as a gift for Father's Day as the timing coincides with learning about colour, including complementary colours.

Suggestions for content of a Father's Day book:

1. *Children write statements about their Dad e.g.*

My Dad builds houses.

My Dad makes my breakfast.

My Dad has curly hair and a bushy beard.

My Dad tickles me.

My Dad reads me stories.

My Dad loves me and I love him.

2. *Children write a recount/memoir about a favourite holiday or activity they do with their Dad.*

3. *Children write a series of things about fathers e.g.*

Some fathers ride motorbikes.

Some fathers ride horses.

Some fathers drive old cars.

But my father loves to ride a skateboard.

4. *Children write about something funny their Dad does.*

5. *Children write about things that Dad likes, one to each page.*

I have my class write a draft of their book in their writing books first.

Then we conference and edit as with any other piece of writing. We jointly decide what will be written on each page.

Then children transcribe their writing onto loose sheets of paper to compile into their book.