

# Busy Bees and Insects – Subitising Cards 1- 6

*This set contains 30 cards with 5 different combinations for each number 1 – 6.*

## **What is subitising?**

*Subitising is the ability to instantly recognise the number of items in a small group without counting.*

*Children quickly learn to recognise the pattern of dots on a die. However it is important that they also recognise the number of objects in irregular groupings, including groups of mixed objects.*

## **Preparation**

*Cut out and laminate the cards.*

## **Introducing the activity**

*Explain to children that you are going to display cards showing a number of objects. They are to tell you how many objects are on the card without counting.*

*Begin with cards showing 1 – 3 objects, and introduce higher numbers as children gain proficiency. Shuffle the cards to display in random order.*

*Introduce the activity to the whole class or group so that all students are supported.*

*When children are proficient, they could be asked individually to identify the number of objects shown on a card.*

## **What to do**

*Display a card.*

*Ask children to tell how many objects are on the card.*

*Ask children to explain how they knew/what they saw e.g.*

*“I saw two butterflies up the top and two bees down the bottom. That’s four.”*


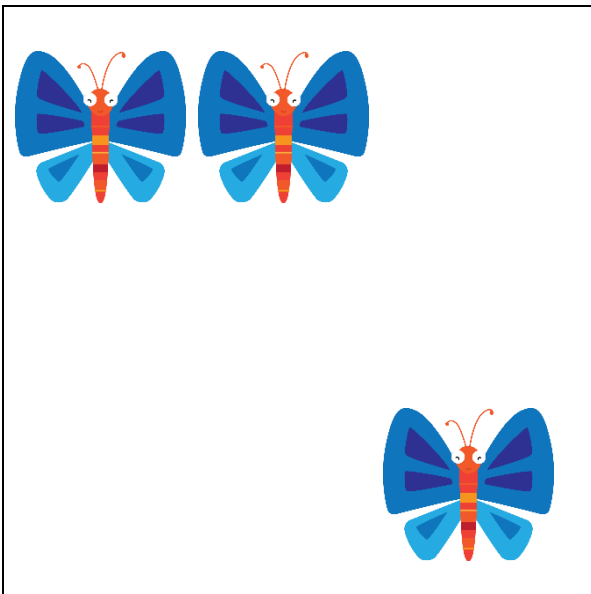




*“I saw three bees and two ladybeetles. That’s five.”*

**Note:** *Children may express different ways of identifying the same number.*







# Busy Bees and Insects – Subitising Cards 1- 6









# Busy Bees and Insects – Subitising Cards 1- 6



# Busy Bees and Insects – Subitising Cards 1- 6



# Busy Bees and Insects – Subitising Cards 1- 6



# Busy Bees and Insects – Subitising Cards 1- 6

